European Standardization Organizations

OSD – Figure handling

Requirements – Sizing – Subfigures

Requirements (OSD only)

- .png and .svg format (can be mixed within the same document)
  - Resolution: 300 dpi minimum
  - Highest quality = readable = not blurry
- Size
  - No limitation
  - Desired size to be selected within the OSD
  - Rendering to be checked prior to submission
    - Export MS Word
- No specific inserting and linking
  - Simple upload
- Members using XML provided by CCMC for their national usage can use defined attributes in the XML to render images in the same way as the published standard

Size selected in OSD	Size rendered in Word/PDF
Not set	True size of the image Can be used when the below options do not meet the desired output (maximum rendering set to A4 format)
Thumbnail	10%
Small	25%
Medium	50%
Large	75%

© CEN-CENELEC 2026

How to select the size/orientation

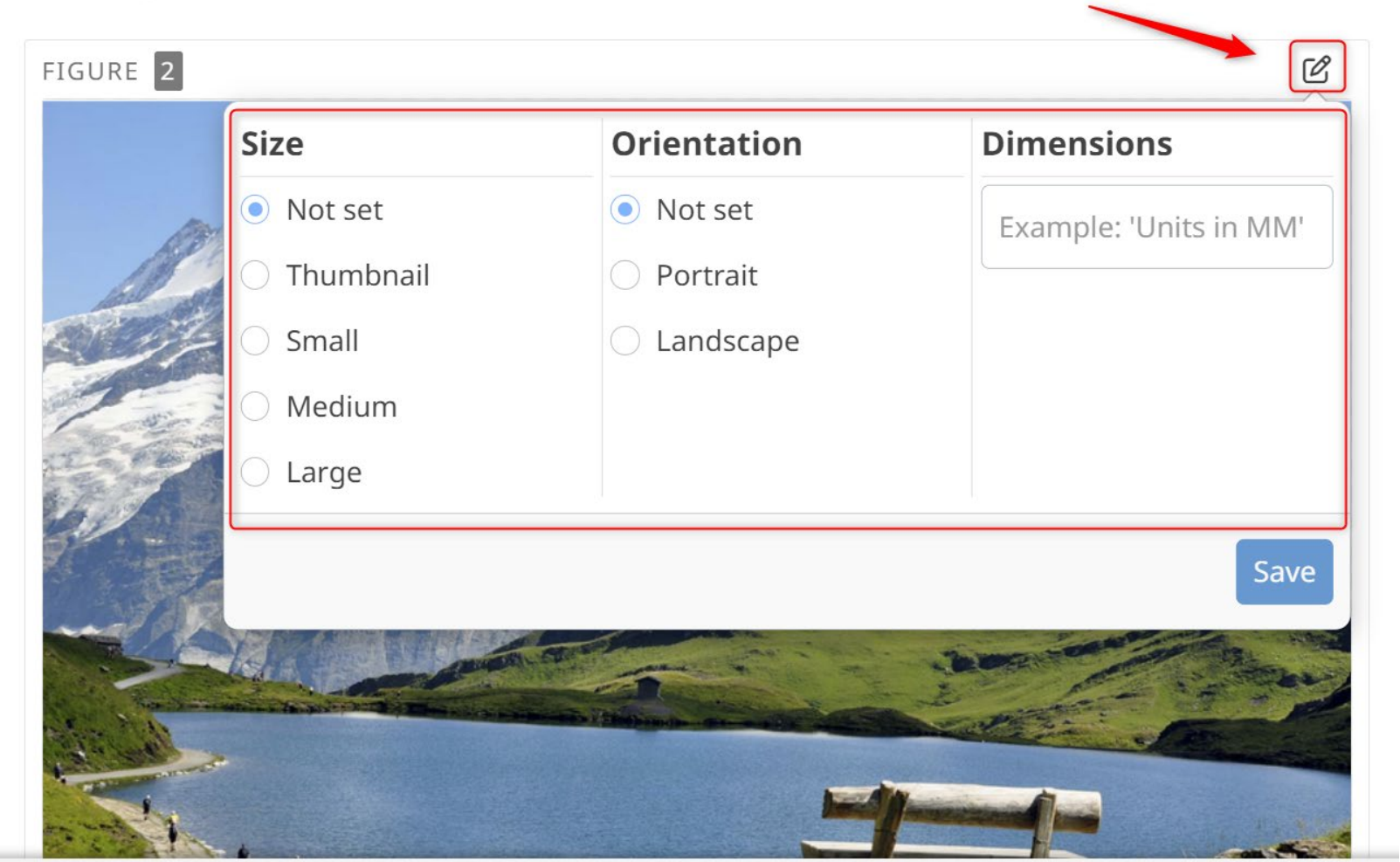

© CEN-CENELEC 2026

Source: ISO Knowledge base

How to export MS **Word**

- Unlock all clauses (Tools > Other actions > Unlock clauses > Unlock all clauses)
- Use the “Preview” function (Tools > Other actions > Preview):

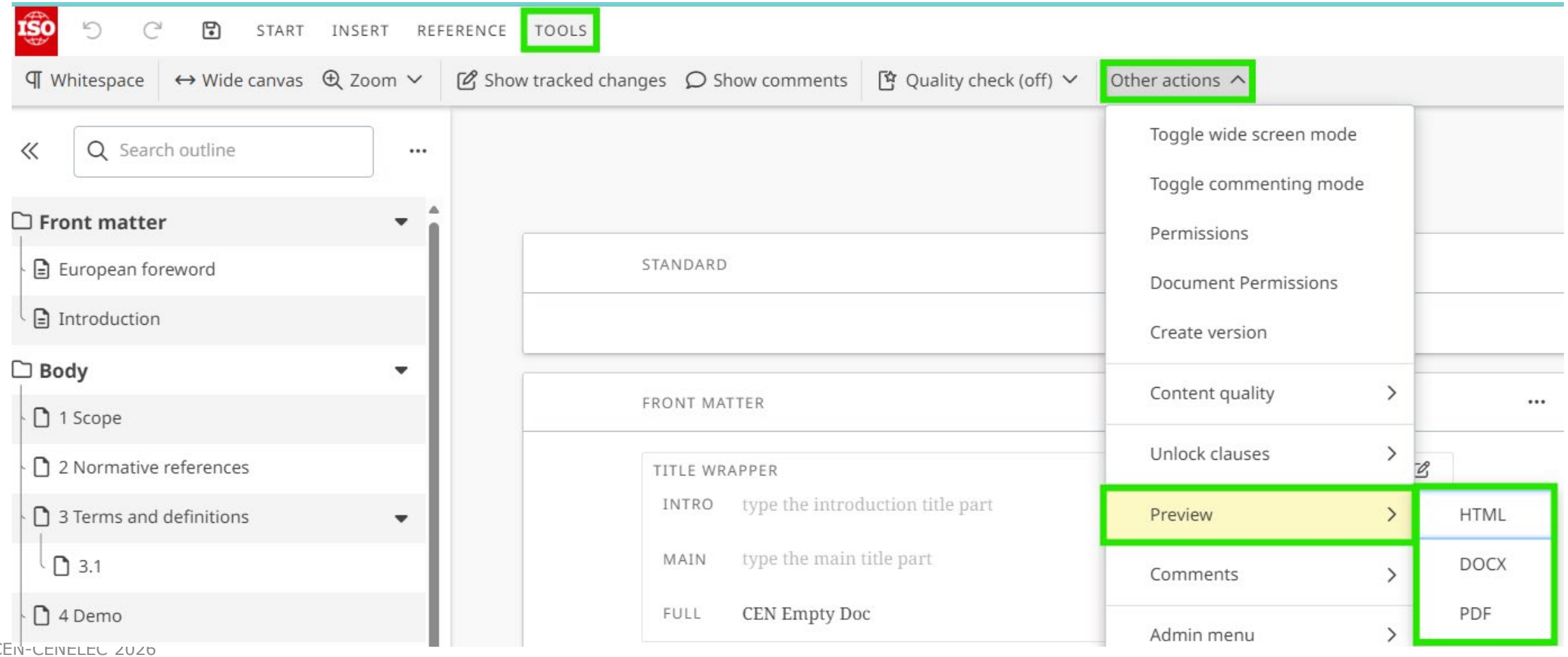

© CEN-CENELEC 2026

Examples of image size rendering

5 Figure size testing

5.1 Image Size: 2394x1242, resolution 144x144

Figure 1 — Thumbnail: 10% of width of available space

Figure 2 — Small - 25% of width of available space

Realta 1234:2022 (E)

Figure 3 — Medium - 50% of width of available space

Figure 4 — Large - 75% of width of available space

Note: there will never be any upscaling, so if an image is not large enough it will be shown in original size

© CEN-CENELEC 2026

Subfigures

- Insert “Figure containing sub-figures”
- Set the layout on the “main” figure:

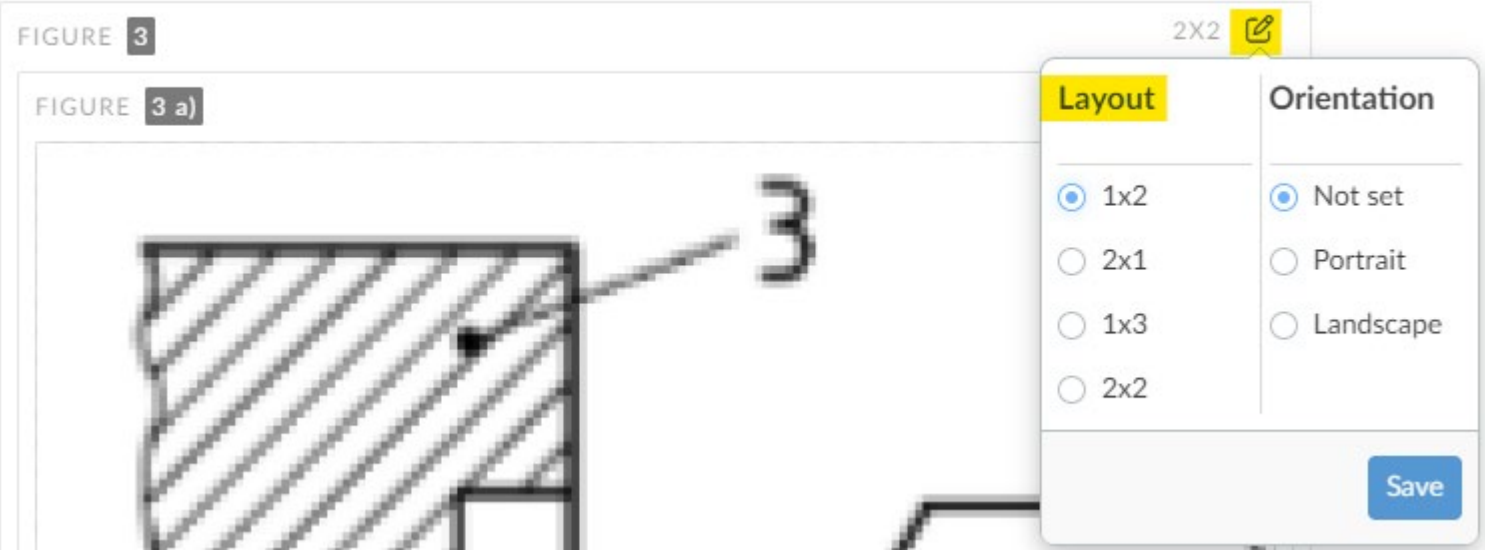

© CEN-CENELEC 2026

Subfigure (Layout set to 1x2)

1 a) Subtitle

1 b) Subtitle

Figure 1 — Layout 1x2

© CEN-CENELEC 2026

Subfigure (Layout set to 2x1)

2 a) Subtitle

2 b) Subtitle

Figure 2 — Layout 2x1

© CEN-CENELEC 2026

Subfigure (Layout set to 1x3)

3 a) Subtitle

3 b) Subtitle

3 c) Subtitle

Figure 3 — Layout 1x3

© CEN-CENELEC 2026

Subfigure (Layout set to 2x2)

4 a) Subtitle

4 b) Subtitle

4 c) Subtitle

4 d) Subtitle

Figure 4 — Layout 2x2

© CEN-CENELEC 2026

Key to subfigures

▶"Separate keys, notes and footnotes for subfigures are not permitted."
(CEN-CENELEC Internal Regulations – Part 3, 28.3.2)

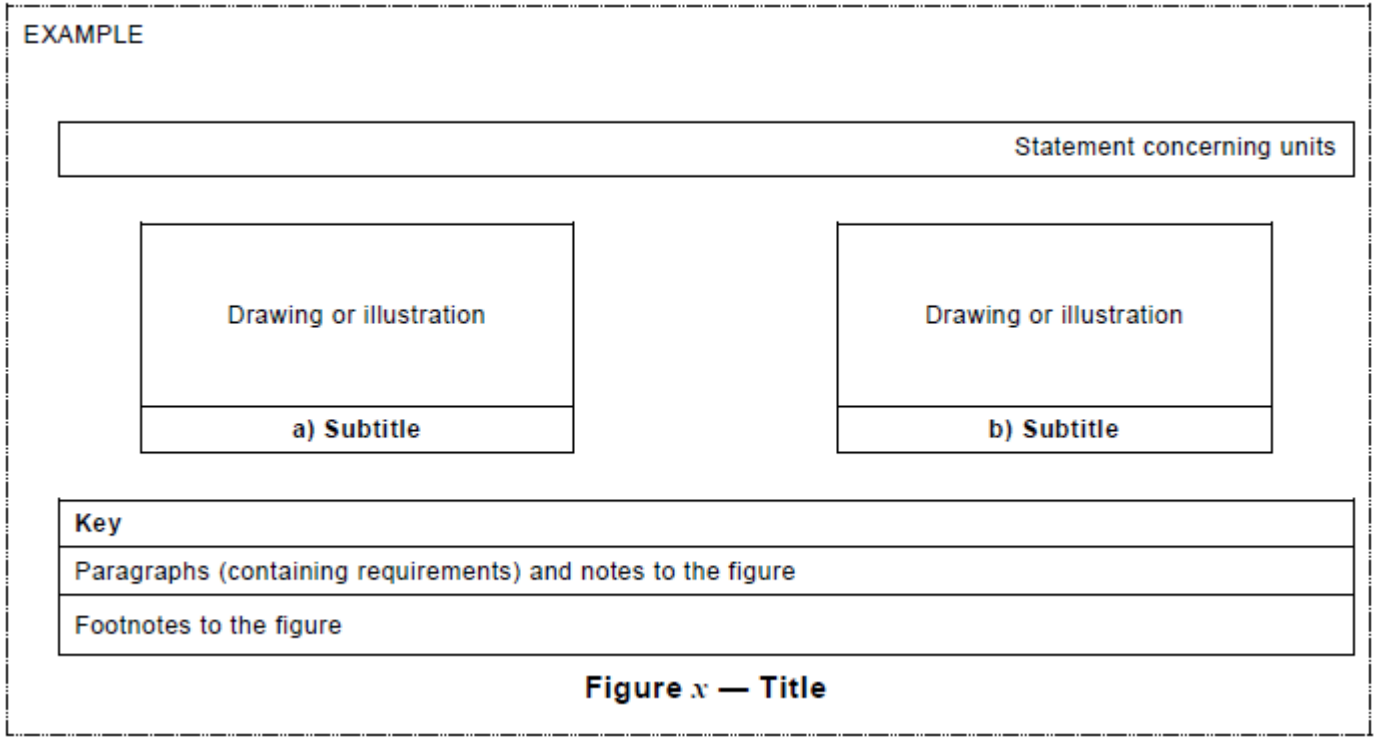

© CEN-CENELEC 2026